



Week beginning Monday 5th May 2025

Headteacher's update

Dear Parents and Carers

I hope that you have had a chance to enjoy the three-day weekend. It was slightly cooler, but the extra day is always welcome.

This is a busy week for us with Year 10 exams continuing, GCSE written exams officially kicking off on Thursday, Year 13 having their last day on Friday as well as a subject evening for Year 8. As always. If there are any questions about these events, please do get in touch.

Mr Farrer

Key dates for your diary - Week B

Monday 5 th May	<ul style="list-style-type: none"> BANK HOLIDAY – SCHOOL CLOSED
Tuesday 6 th May	<ul style="list-style-type: none"> Y10 Music Mock Exam Y13 Photography Exam Y10 & Y12 Practical Exams End
Wednesday 7 th May	<ul style="list-style-type: none"> Y11 Photography Exam Y9 Trip to University of Bath
Thursday 8 th May	<ul style="list-style-type: none"> Y8 Subject Consultation Meeting 2:30pm – 7:30pm Y9 Reports Issued Y13 French Speaking Exam SCHOOL ENDS AT 1:30PM
Friday 9 th May	<ul style="list-style-type: none"> Y10 Practice DofE Y13 Final Day

Week A

Monday 12 th May	
Tuesday 13 th May	<ul style="list-style-type: none"> Y11 Dance Mock Exams
Wednesday 14 th May	<ul style="list-style-type: none"> Y12 Photography Exam Y9 Trip to Uni. Of Bath Y7 Conversation & Craft Y10 DofE Route Planning
Thursday 15 th May	<ul style="list-style-type: none"> Y12 Art Exam
Friday 16 th May	

To report a student absence please ring the Attendance Line by 8:30am on 01225 309501

In this week's bulletin:

- Y13 students - last day information
- We Will Rock You – what you need to know if your child is involved
- Adolescence – soft / hardmaxxing = looksmaxxing
- Online Safety – Safety on the road
- Community News – New Family and Community Learning course “Supporting my Teen with Wellbeing”

.... And lots more!

From: Mr Blowers - Assistant Headteacher / Director of 6th Form / DDSL

Year 13 Final Day & Exams

For Year 13 students, their final day in school will be **Friday 9th May**. However, teachers, parents/carers and students should be aware that their final teaching day is **Thursday 8th May**.

Can I ask all parties to check the following information please:

Before the final day:

- Students **must** return all relevant resources to staff. If books are needed for revision these must be returned following their exam
- Students should save and download any online resources as their accounts will be cleared over the Summer
- If students wish to say goodbye to staff – this should be done before the end of **Thursday 8th May**

Final day details – Friday 9th May:

- Students have chosen the theme of “Childhood TV and Film” for their last day and are welcome to dress up if they choose
- They should arrive at school for a breakfast laid on in the restaurant **at 8:45am**
- We will have our final Assembly in the Wiltshire Music Centre until **10:30am**
- We will take some photos after that in front of the WMC until **11:00am**
- Students will be asked to leave school – please note that lessons will be going on, exams started – and will not be permitted back into school at that point
- We ask all students to **enjoy the day respectfully**

Exams:

A level examinations start the following week. Students check their own personal timetables carefully and note the following:

- Students must arrive no later than 8:45am for a 9:00am exam & 1:15pm for a 1:30pm exam
- Students may leave their belongings in the 6FC or PE Changing Rooms
- Students must ensure they have all the correct equipment
- Students will be required to hand phones in (or ideally don't bring them at all)
- Students will not be allowed to wear headphones or watches
- Students should have a clear pencil case, and are only permitted a clear (no labels) water bottle

Thanks so much for all your support

To report a student absence please ring the Attendance Line by 8:30am on 01225 309501

From: Miss Davies – Drama Teacher

***We Will Rock You* – Rehearsals Update and Important Information**

Rehearsals for *We Will Rock You* are now well underway, and the majority of students are showing fantastic commitment and effort. However, a number of students have not been attending the required rehearsals. Please remind your child to check the Drama notice board each week to stay informed about when they are needed. Students who miss more than three rehearsals without a valid reason may risk being recast.

Rehearsals for next week will take place from 3:15pm – 4:15pm and are as follows:

Tuesday 06/05 Trinity Hall	Dance	Song: Killer Queen	Cast Needed: Killer Queen Khashoggi Electric Voice ALL SUPER YUPPIES (ENSEMBLE) Year 9 Dancers
Tuesday 06/05 F7	Drama	Act 1 Scenes	Scaramouche Galileo
Wednesday 07/05 Trinity Hall	Music and Drama	Act 1 songs	ALL CAST

A reminder that we have a **compulsory all-day rehearsal on Saturday, 12th July**, from **10:00am - 4:00pm** in **Trinity Hall**. This is our **dress rehearsal**, and attendance is **mandatory for all cast and crew**. If your child cannot attend, please inform us as soon as possible, as this may affect their role in the production.

Permission Slips:

If you have not yet returned the permission slip sent out at the start of the year, please do so **as soon as possible**. This is essential for your child to continue participating in rehearsals and the final performance.

Tech and Backstage Crew:

If your child is interested in joining the backstage crew or design team, they should email me with their area of interest before the end of term. My email address is emidav@st-laurence.com.

A letter with costume details will be sent out before the end of term so please look out for this.

Thank you for your continued support.

What's on the Menu?



Click the link to our Catering page for information on all the different ways our students can enjoy healthy and nutritious meals at school:

[Catering | St Laurence School \(st-laurence.com\)](https://st-laurence.com)

To report a student absence please ring the Attendance Line by 8:30am on 01225 309501

Year 10 Mock Exam Timetable 2025

Mon, 5 May (week B)	Bank Holiday				
Tue, 6 May		Late Break	Lesson 3	Early Lunch	
Line up under main quad canopy by 8:35am	Y10 English Literature 1h	11:05am – 11:30am	11:30am – 12:30pm	12:30pm – 1.00pm	Y10 Physics - Combined Science 1h15m - Separate Science 1h45m
Wed, 7 May		Late Break	Lesson 3	Early Lunch	
Line up under main quad canopy by 8:35am	Y10 German Writing 1h30m Y10 French Writing 1h30m Y10 Food 1h45m Y10 Design Technology 2h	11:05am – 11:30am	11:30am – 12:30pm	12:30pm – 1.00pm	Y10 Catch-Up

Year 11 Exams Timetable

St Laurence School - Exam Timetable Summer 2025							
DATE	DAY	START TIME	EXAM BOARD	YEAR	EXAM	EXAM LENGTH (hh:mm)	
Week 1							
08/05/2025	Thu	AM	AQA	Y11	GCSE Drama 8261/W	1	45
		PM	Edexcel	Y11	GCSE German 1GN0 1F - Listening	0	35
		PM	Edexcel	Y11	GCSE German 1GN0 1H - Listening	0	45
		PM	Edexcel	Y11	GCSE German 1GN0 3F - Reading	0	45
		PM	Edexcel	Y11	GCSE German 1GN0 3H - Reading	1	00
09/05/2025	Fri	AM	AQA	Y11	GCSE Sociology 8192/1	1	45
		PM	Edexcel	Y11	GCSE Business 1BS0 01	1	45

To report a student absence please ring the Attendance Line by 8:30am on 01225 309501

Dear Parents/Carers

As the warmer weather is here, we kindly remind you that students should arrive at school with an appropriate water bottle. There are several free refill stations available throughout the school and free water stations in the main restaurant.

We have noticed some students arriving unprepared for the heat. While we will temporarily provide disposable cups on particularly hot days, it is important to note that, as a school of 1400 students, it is neither financially viable nor environmentally responsible to offer disposable cups on a daily basis.

Providing a refillable water bottle helps us reduce unnecessary waste and lowers costs, ensuring we can continue to focus on providing a high standard of education and resources for all our students. We kindly ask for your support in ensuring your child arrives at school prepared for warm weather with a refillable bottle.

Thank you for your understanding and support.

From: PE Department

Sporting Results and Upcoming Fixtures

Results - Congratulations to all students involved


Football

- St Laurence 2 – 6 St John's (U14 girls)
- St Laurence 1 – 1 Corsham (Y7 boys)
- St Laurence 1 – 3 (Corsham (Y9 boys)

Upcoming Fixtures

Wednesday 7th May

- Stephanie Millward Swimming Gala at Trowbridge Sports Centre (Year 7 & 8)



To report a student absence please ring the Attendance Line by 8:30am on 01225 309501

Online Safety

From: Ms Barber – Assistant Headteacher / Online Safety

What Is Looksmaxxing?

Historically there has been lots of information, research, resources and guidance around the online world and its negative influence on girls in relation to so-called beauty standards, body image etc. But we know that there can also be a negative influence aimed at boys too. Since the Netflix series Adolescence, this awareness is growing - not only in relation to issues such as the manosphere, but also other aspects such as Looksmaxxing. So, what is it?

Looksmaxxing starts off with softmaxxing, which is all about maximising your physical appearance such as self-care (e.g. working out, hygiene etc.) through to more extreme aspects, known as hardmaxxing, such as cosmetic procedures and steroid use.

For teen boys, who are the primary audience for looksmaxxing content, this can create a toxic loop. They're often encouraged to believe their social value depends on their physical attractiveness and that drastic changes are necessary to be accepted, loved, or respected. Algorithms play a large part in the influence: watch and like a couple of videos on TikTok and you're going to be seeing more, potentially leading you down a rabbit hole of more extreme and disturbing content.

Here is a fantastic article on Looksmaxxing, the article also contains advice on what to look out for.

[The Rise of "Looksmaxxing" And How Teen Boys See Themselves – The White Hatter](#)

Updates to the Roblox Safety Center

Roblox has recently launched some new parental controls, offering more transparency and management over young people's accounts. The new features allow parents to block specific friends, as well as view more detailed insights into their child's activity. Roblox has incorporated more real-time awareness that can be adapted depending on where parents feel most comfortable and can be adjusted as their child's digital experiences develop.

For further details, visit this link: [Roblox Launches New Parental Controls | SWGfL](#)

New Filtering and Reporting Features Introduced to Fortnite

In December, Epic Games introduced new reporting and filtering features to its Text Chat function in Fortnite to enhance user safety. In this article they break down what new additions have been included and how players and parents can take positive steps to protect themselves against harmful content online.

[New Filtering and Reporting Features Introduced to Fortnite | SWGfL](#)

10 Top Tips for Parents and Educators

SAFETY ON THE ROAD

Traffic-related incidents are a significant risk for young pedestrians and cyclists, so understanding road safety is crucial for children's wellbeing. While all road users share responsibility for keeping one another safe, this guide offers strategies for empowering young people to navigate the roads confidently and responsibly.

1 TAKE PRACTICE JOURNEYS

Making 'practice' journeys with children is a great way to help them stay safe, thereby modelling responsible behaviour and having road safety conversations as they prepare to travel independently. And named person plan activities like spotting electric vehicles – which may have a green number plate – and point out how safe they are. Children learn by watching others, reminding them that their peers might not always be the best role models.

2 BE BRIGHT, BE SEEN

Visibility is lower during darker winter days, and drivers need to take extra care to look out for pedestrians. Wearing bright and reflective clothing can help in dark children more visible to drivers near roads. In poor daylight conditions, encourage children to wear light, bright or fluorescent clothing. When it's dark, wear reflective clothing or materials such as a reflective armband or jacket.

3 EYES UP

Encourage children to look up and keep their eyes on the road. Teach them to constantly watch for traffic and practice double-checking the road before crossing – looking right, left and then right again.

4 LIMIT DISTRACTIONS

Where possible, devices like phones should be kept away from children while out and about near roads. If they're carrying devices, these should be put away until they've reached their destination. Children must also avoid playing with toys or being distracted by friends. If a friend wants to show them something funny on their phone, there'll be time for that once they've safely arrived.

5 SLOW DOWN

Discuss the importance of walking instead of crossing immediately. It can be tricky to judge the speed of traffic and spot obstacles that could cause a trip or a fall. For safety, children must stop and think before they get to the kerb and should always walk – not run – when crossing the road. They should avoid crossing until they're certain they have plenty of time. Even if traffic seems a long way off, it could still be approaching very quickly.

6 STOP BEFORE THE KERB

Teach children to stop before reaching the kerb – not right at the edge of it. Halting before they get to the kerb allows them to see if anything is coming, whereas getting too close to traffic is dangerous. If there's no pavement, children should stand back from the road's edge but ensure they can still see approaching traffic.

7 CROSS SAFELY

Children should always find a safe spot to cross the road, prioritising zebra crossings or pelican crossings, footbridges and subways. Find a place where they can see traffic coming from both directions. Avoid crossing near junctions, bends in the road, or obstacles that block in air view. Instead moving to somewhere they can see and be seen. Remind them to use their eyes and ears together when checking the road, as sometimes they can hear traffic before they can see it. Looking and listening while crossing helps them quickly spot traffic, including cyclists and motorcyclists driving between other vehicles.

8 PARKED VEHICLES

Crossing between parked vehicles is very dangerous. Teach children to use extra caution if crossing in this way, and, ideally, avoid it altogether. They should use the visible edge of a vehicle as it were the kerb, walking and checking for traffic before moving. They should ensure vehicles aren't about to move, by looking for drivers in the vehicles and listening for engines running – but remember that electric vehicles may move all silently. They should always make sure there is a gap between any parked vehicles on the other side, so they can reach the pavement.

9 REVERSING VEHICLES

Children must never cross behind a reversing vehicle – it's extremely dangerous. Remind them to look for white reversing lights and listen out for warning sounds. Can they hear the engine sound or a radio playing inside the vehicle?

10 WAIT FOR THE BUS TO LEAVE

When getting off a bus, children must wait for it to leave before crossing so they can have a clear view of the road in both directions. This also allows them to see and be seen by other road users. Crossing near large vehicles is particularly dangerous and should be avoided.

Meet Our Expert

THINK is a year-round national campaign that aims to encourage safe road behaviours – whether we're driving, cycling, horse riding or walking – with the aim of reducing the number of people killed and injured on the UK's roads each year. Find out more at: <https://www.think.gov.uk/education-resources/>



#WakeUpWednesday

The National College

English Wider Reading at St Laurence

Year 7
Term 5 and 6
Heroes and Villains



Stormbreaker (and others in Alex Rider series) – Anthony Horowitz
 CHERUB: The Recruit – Robert Muchamore
 Robin Hood - Robert Muchamore
 Harry Potter series – JK Rowling
 Percy Jackson series – Rick Riordan
 Heroes of Olympus series – Rick Riordan
 The Haven – Simon Lelic
 Loki: A bad God's guide to being good – Louie Stowell
 Nevermoor – Jessica Townsend
 Artemis Fowl – Eoin Colfer
 Skulduggery Pleasant – Derek Landy
 H.I.V.E. - Mark Walden



More of a challenge

Frankenstein – Mary Shelley
 The Strange Case of Dr Jekyll and Mr Hyde – Robert Louis Stevenson

English Wider Reading at St Laurence

Year 8
Term 5 and 6
Myth and Magic



The Knife of Never Letting Go – Patrick Ness
 Beowulf – Michael Morpurgo
 Sir Gawain and the Green Knight - Michael Morpurgo
 Greyhound of a Girl – Roddy Doyle
 The Midnight Zoo – Sonya Hartnett
 Watership Down – Richard Adams
 Percy Jackson – Rick Riordan
 Harry Potter – JK Rowling
 Midwinterblood – Marcus Sedgwick
 The Night Circus – Erin Morgenstern
 Cinderella is Dead – Kalyann Bayron
 The Sin Eater's Daughter – Melinda Salisbury
 Deepplight – Frances Hardinge
 The Thief who Sang Storms – Sophie Anderson
 The House with Chicken Legs – Sophie Anderson
 The Shark Caller – Zillah Bethell
 Shadow and Bone – Leigh Bardugo
 Storm Keeper's Island – Catherine Doyle
 Who let the God's out? – Maz Evans
 Everdark – Abi Elphinstone
 A Pinch of Magic – Michelle Harrison
 The Gilded Ones – Namina Forma
 The Mab – Matt Brown and Eloise Williams
 Amari and the Night Brothers – B B Alston
 Lore – Alexandra Bracken
 The Way Past Winter – Karen Millwood Hargrave
 The Magical Detectives – Brian Keaney

More of a challenge

Northern Lights – Phillip Pullman
 The Subtle Knife – Phillip Pullman
 The Hobbit – JRR Tolkien
 Lord of the Rings – Neil Gaiman
 Neverwhere – Neil Gaiman
 Stardust – Neil Gaiman



English Wider Reading at St Laurence

Year 9
Term 5 and 6
New Worlds



The Hunger Games, Suzanne Collins
 Balzac and the Little Chinese Seamstress – Dai Sijie
 The Day of the Triffids – John Wyndham
 The Chrysalids – John Wyndham
 Brave New World – Aldous Huxley
 Midwinterblood – Marcus Sedgwick
 Uglier – Scott Westerfeld
 How I Live Now – Meg Rosof
 Bloodtide – Melvin Burgess
 Matched – Ally Condie
 The Blue Book of Nebo – Manon Steffan Ros
 The Outlaws Scarlett and Browne – Jonathan Stroud
 Green Rising – Lauren James
 Fake – Ele Fountain
 Shades of Grey – Jasper Fforde
 Bearmouth – Liz Hyder
 Railhead – Philip Reeve
 This Mortal Coil – Emily Suvada
 Scythe – Neal Shusterman

More of a challenge

1984, George Orwell
 Animal Farm, George Orwell
 Lord of the Flies – William Golding
 Neuromancer – William Gibson



Community News



Family and Community Learning



CHANGE

Booking closes
Friday 2 May

Online

Wiltshire Council

Helping My Child to Prepare Positively for Change

- Explore the reasons why children may find change difficult
- Discover ways to support your children at home in developing their ability to cope with change.
- Develop an understanding of how simple steps at home can help children prepare for change.

Friday 9 May 10:00-12:00



Contact familyandcommunitylearning@wiltshire.gov.uk or call the FaCL team on 01225 770478
Visit <https://workwiltshire.co.uk/family-and-community-learning/> or scan the QR code

Our courses are free if you are 19+ years old, resident in the UK/EU for over three years (some immigration status exempt), have a Wiltshire postcode, and meet any of the following criteria: earn less than £25,000 pa, in receipt of benefits, military family, foster carer/care leaver/carer, have a disability.



Family and Community Learning

STARTING SECONDARY



Online Course

Support your child starting secondary school 2x2hr course

Booking closes Monday 5 May 2025

Session 1: Monday 12 May 10:00-12:00

- Why can changes be tricky?
- Exploring emotional intelligence and resilience
- Developing strategies to support your child starting secondary

Session 2: Monday 19 May 10:00-12:00

- What's the difference between primary and secondary school?
- Understanding your role in the move to secondary
- Managing online safety and recognising stress



Contact familyandcommunitylearning@wiltshire.gov.uk
call the FaCL team on 01225 770478, scan the QR code, or visit
<https://workwiltshire.co.uk/family-and-community-learning/>

Our courses are free if you are 19+ years old, resident in the UK/EU for over three years (some immigration status exempt), have a Wiltshire postcode, and meet any of the following criteria: earn less than £25,000 pa, in receipt of benefits, military family, foster carer/care leaver/carer, have a disability.

Wiltshire Council

Family and Community Learning




Supporting My Teen With Wellbeing

Friday 20 June 10:00-12:00


Trowbridge Family Hub
County Hall, Bythesea Road, Trowbridge, Wiltshire, BA14 8JQ

Booking Closes Friday 13 June 2025



- Understand the changes in a teenage brain
- Learn techniques to promote wellbeing
- Explore positive psychology

Contact familyandcommunitylearning@wiltshire.gov.uk
call the FaCL team on 01225 770478
scan the QR code or visit
<https://workwiltshire.co.uk/family-and-community-learning/>



Our courses are free if you are 19+ years old, resident in the UK/EU for over three years (some immigration status exempt, including resettlement schemes), have a Wiltshire postcode, and meet any of the following criteria: earn less than £25,000 pa, in receipt of benefits, military or ex military, learning difficulty or disability, foster carer/care leaver/carer.

Wiltshire Council

To report a student absence please ring the Attendance Line by 8:30am on 01225 309501

To report a student absence please ring the Attendance Line by 8:30am on 01225 309501