



Care · Inspire · Succeed

Director of Learning and Progress/Head of Transition



Care · Inspire · Succeed

Mrs Rhodes





Key Dates Before September

April and May	ALL Year 6 students will be visited at their primary schools by Mrs Rhodes and Mrs Maguire.
Thursday 3 rd July 8.35 – 2.40 pm	Induction Day 1 for all new students. Start in Trinity Hall.
Thursday 3 rd July 5.30 - 6.30pm	Induction Evening for parents and carers. Meet your Head of House. Start in Trinity Hall.
Thursday 10 th July 8.35 – 2.40 pm	Induction Day 2 for all new students. Start in Trinity Hall.



Care · Inspire · Succeed

Additional Educational Needs (AEN) at St Laurence School



Care · Inspire · Succeed

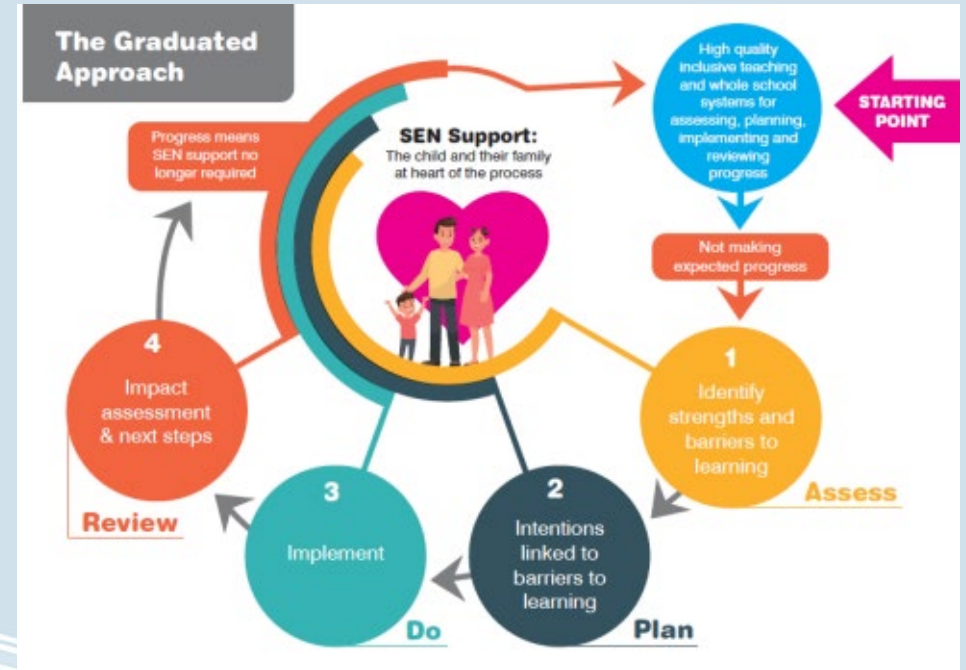
Ms Whittle



How it works



- We have a graduated approach to students' needs, including the identification of need, support and interventions required and the impact of these.
- Key discussions with primary schools are already happening.
- Individual transition packages for high level need students will be arranged with the primary school.
- Support strategies are shared with staff at the start of the year based on the information shared from primary schools as well as conversations with home. Information will be shared regularly with teachers on how best to support individuals.
- We strive for a successful transition.





Care · Inspire · Succeed

Assistant Headteacher



Care · Inspire · Succeed

Ms Barber





Mobile Device Policy

Students **are allowed** to bring a mobile device to school but these must be **turned off and in their bag between 8.35am and 3pm.**

If they are found to be using them within this time, on the first occasion they will be **confiscated and stored in a secure space for collection at the end of the day by the student.**

On a second and any subsequent occasion within a term, **parents/carers will be required to collect the device.** Collection can be arranged with the House Team.

There are exemptions to this which are:

- students with a diagnosed medical condition who rely on their device as an alert (e.g. diabetes)
- students who require intimate care and use their device to contact the relevant member of staff

These exemptions are pre-arranged between the student and their House Team/medical staff.



Mobile Device Policy

- Students in Key Stages 4 and 5 may be allowed to use a mobile device in a lesson for educational purposes; this will NOT include Key Stage 3 lessons. **Students in years 7-9 will NOT be called upon by a teacher or any member of staff to use a personal mobile device.**



Mobile Device Policy

- If you need to contact your child during the day, please use the school office who can relay a message.
- Please encourage your child(ren) to stay off their phone during the day.

Social Media and Cyberbullying



At school, we have a safeguarding duty for our students online as well as in school.

We support our students with anything that is happening online, even if it is not during school hours.

If students feel they cannot speak directly to staff, we have a dedicated email address for bullying and this includes all online abuse:

stopbullying@st-laurence.com or our webpage **In Good Faith...**



Age Restrictions for Social Media Platforms

What is the minimum age for account holders on these social media sites and apps?

Under 13

13+

16+

Is it OK for a 12 year old to have WhatsApp?

You must be at least 13 years old (or such greater age required in your country) to register for and use WhatsApp. Please refer to our Terms of Service for more information. Note: Creating an account with false information is a violation of our Terms.



Sourced from NSPCC website October 2019

Keep Talking and Stay Involved



- Please do not feel you are invading their privacy by checking their phones; you are taking an active role in keeping them safe.
- Encourage your children to think about how they behave online and the online footprint they are creating for themselves.
- You could ask them to show you which social media apps they are using and what they like about them.
- You could ask them to show you how they have protected themselves on the settings.



Privacy Settings

- Manage the personal information shared online
- Use the privacy settings to only allow 'friends' to see content
- Don't share your location (turn off geo-location in settings)
- Avoid putting photos online of you in your school uniform or team sports kit, which will give away your location
- Adhere to the age limit guidance set

←

↺

🏠

🔒

https://www.st-laurence.com/online-safety

🔍

📖

☆

📏


🔖

🔗

⋮

🖱


📄 ActiveLearn🌟 Linguascope | The...📘 KS5 French | Politics...📅 Quizzes🌐 Education Platform🏠 Euroclub Schools -...📄 Google🌐 Login | MyConcern📄 GCSE - Computer S...🌀 Mind Hub📁 Other favorites




St Laurence School

Care • Inspire • Succeed

Select Language





HOME

ABOUT

JOIN US

INFORMATION

CURRICULUM

6th FORM

NEWS AND DATES


SAFEGUARDING

CONTACT US

Online Safety

Mental Health and Wellbeing

QUICK LINKS



Online Safety

The internet has brought us many benefits and at St Laurence School, we recognise the power of ICT as an environment for learning and communication. However, we fully appreciate the pressure today's students will experience online and we take their health, happiness and safety extremely seriously. Your child's emotional and mental wellbeing is as important to us as their academic success. We want to work in partnership with students and their parents / carers to support them with online safety and strongly believe a team work approach works best for everyone.

It is our responsibility

- To educate and protect students and staff in their use of technology;
- To have the appropriate procedures in place to intervene and support online safety incidents where appropriate.

Online Safety Guidance and Support for Parents and Carers

We use cookies on our website to see how you interact with it. By accepting, you agree to our use of such cookies. [Privacy Policy](#)

Settings

Accept

✕

https://www.st-laurence.com/safeguarding



Reporting Abuse

Report – Remove

It's against the law for anyone to share a sexual image or video of someone who's under 18.

Report Remove is safe, easy and free – all you need to do is follow these steps:

- Click on the button below
- Choose your age range
- Create a Childline account so they can send you updates on your report
- Report your image or video to the Internet Watch Foundation (IWF)
- Check your Childline locker a few days after your report to see if you need to add any more information and to see updates on your report
- Report any issues with this process by sending an email from your Childline locker with the subject 'Report Remove' and as much information about the problem as you can
- Talk to a Childline counsellor if you want any extra support, or access support on the Childline website

communication. However, we fully appreciate the pressure today's students will experience online and we take their health, happiness and safety extremely seriously. Your child's emotional and mental wellbeing is as important to us as their academic success. We want to work in partnership with students and their parents / carers to support them with online safety and strongly believe a team work approach works best for everyone.

It is our responsibility

- To educate and protect students and staff in their use of technology;
- To have the appropriate procedures in place to intervene and support online safety incidents where appropriate.



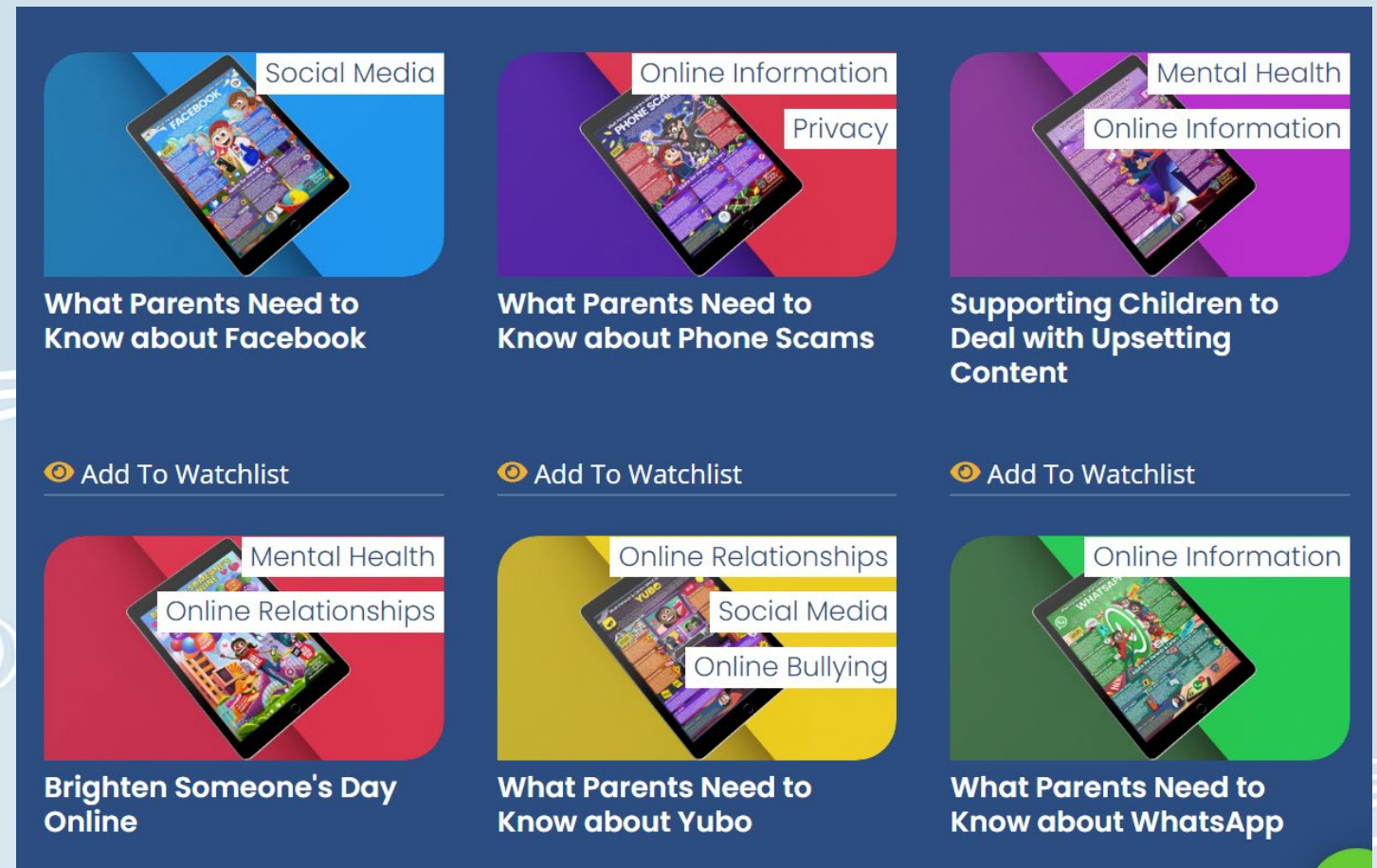


National Online Safety

- We have subscribed to NOS
- Parents can have an account to access content



Weekly entries in the parent/carer bulletin with online safety tips/other safeguarding tips





ILC Opening Times

Monday to Friday 8.00 am to 4.30 pm

Students are welcome to use the ILC before school and during break and lunch times for quiet reading or for completing and printing homework.

Homework Club is **daily from 3.00 pm to 4.30 pm**. Students do not need to book in advance, but they do need to sign in on arrival and sign out as they leave.



Information systems

St Laurence use Bromcom as our Management Information System. This is where we hold all parent and student data.

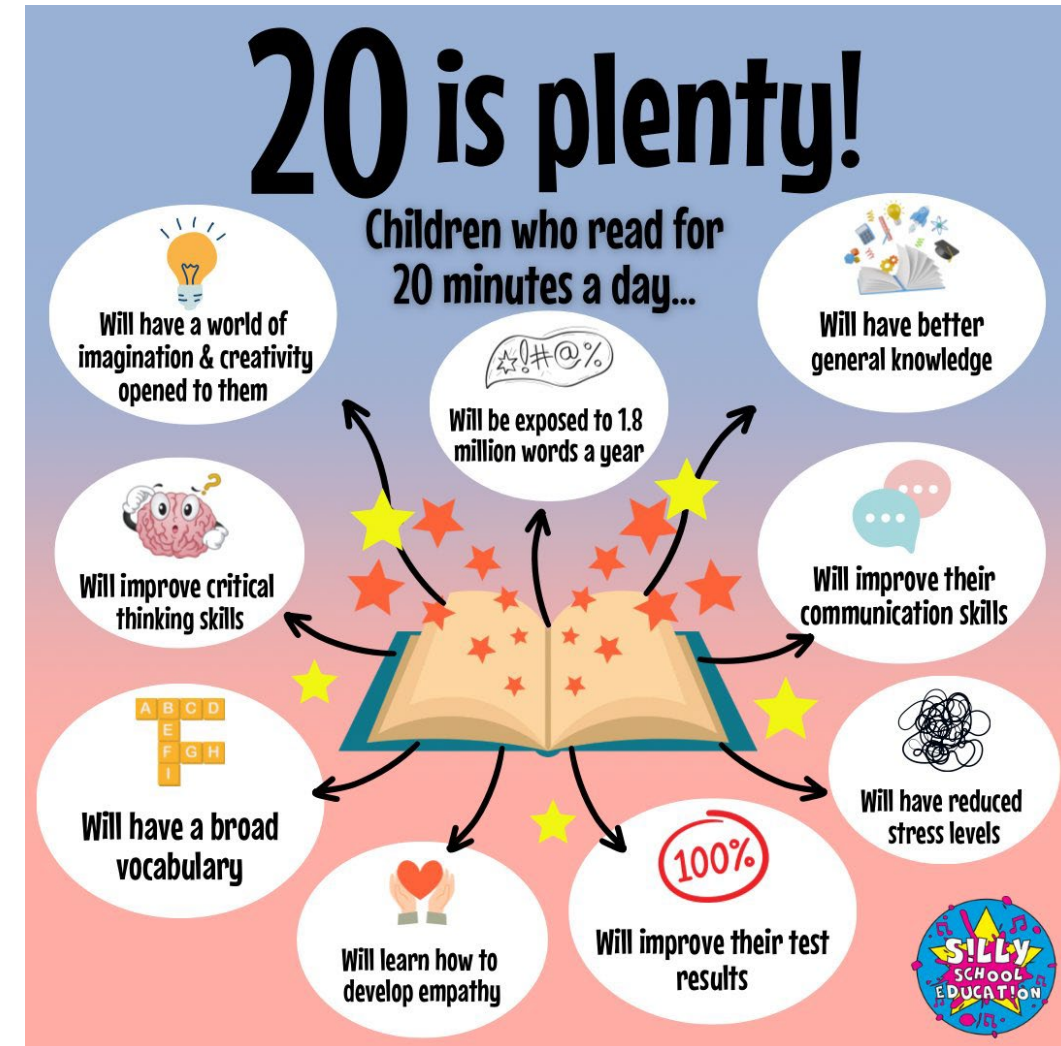
- The login details for Bromcom will be sent out to all new parents **in the next few weeks.**
- Parents/carers will be asked to complete all medical, photo permission and joiner forms through Bromcom online.
- ParentPay logins to pay for school meals/trips, will be handed to you at our next meeting. This will include a short guide on how to use ParentPay.

Literacy and Transition

Mrs Browne, Literacy Coordinator



- **Reading is still important.** In fact, it is the single most important factor in good academic outcomes in all subjects – even Maths!
- **Encourage them to read every day.** Reading is **calming, rewarding and enjoyable.** 20 minutes a day is great.



So, what can parents and carers do to support your child at home?



- While most Y6s are able to read independently, **try to read with them if they will let you**. If not, discuss what they are reading. You could even read the same book.
- **Be a reading role model**. Reading doesn't have to be a novel: quality magazines and blogs, fact books and audiobooks are all different ways to 'read'. If adults read, children are more likely to follow.





Key Dates From September

**Wednesday 3rd
September**

First day of term (Y7 & Y12)

September

Phone call home from tutor regarding settling in

October

Challenge and Team Building Day

November

Progress review meetings – meet your child's
tutor

First Interim Report



Care · Inspire · Succeed

'People are our treasure'

Contacts:

Mrs Rhodes – karrho@st-laurence.com /01225 309571

Mrs Maguire – dawmag@st-laurence.com /01225 309546
sendcoteam@st-laurence.com



Care · Inspire · Succeed

